



Jackson-Madison County School System



Start Planning Your Future With Naviance


Naviance is a student career readiness web-based platform that helps students prepare for all phases of career planning from career interest assessments to college application! You can apply for scholarships, send letters of recommendation, request your transcript, and even build a resume, all inside your Naviance platform!

Thanks to the Innovative School Model grant, Naviance is **FREE** to all JMCSS students 8th-12th grade. AND, students *continue to have access* to their Naviance account 4 years after they graduate!

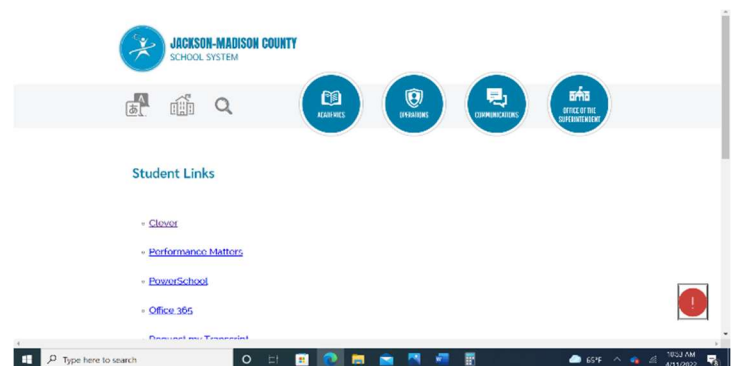
LOG In today to start planning your FUTURE!!

How to Log in to NAVIANCE

Step 1: Go to jmcss.org. Click on “Students” in the middle of the page.

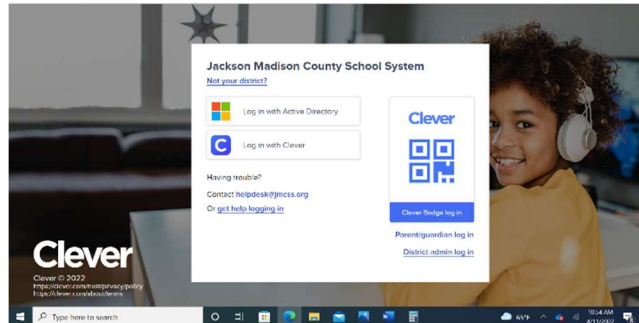


Step 2: Click on “Clever” under “Student Links.”

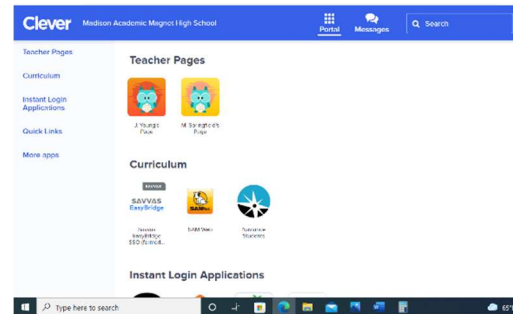


3: Click the blue “C” “Log In with Clever.”

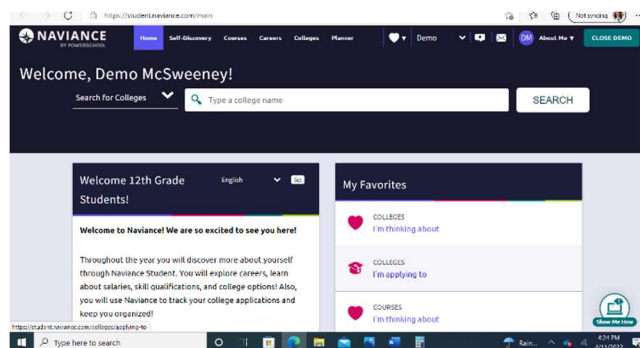
Step 4: Enter your username: student ID and password: student ID (Use your student ID for both)



Step 4: Click on the “Naviance” Icon under “Curriculum.” You are automatically logged in to Naviance!



Step 5: Click the Self-Discovery Tab.



Step 6: In Self-Discovery, you can complete several assessments that will help you understand more about yourself.

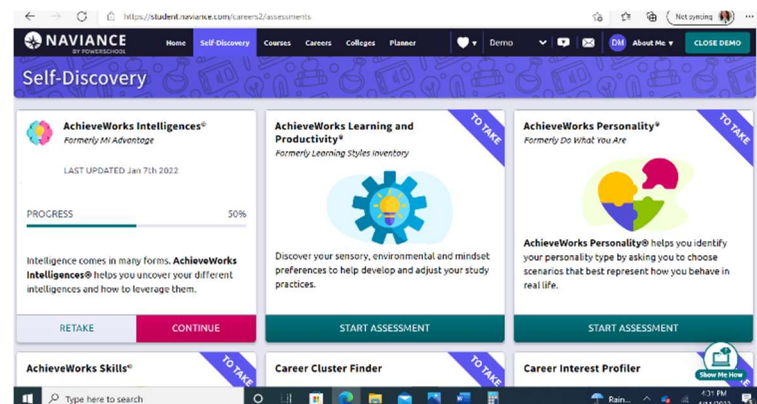
8th Grade: Achieveworks Intelligences Assessment

9th Grade: Strengths Explorer Assessment, Game-Plan Survey, Resume Builder

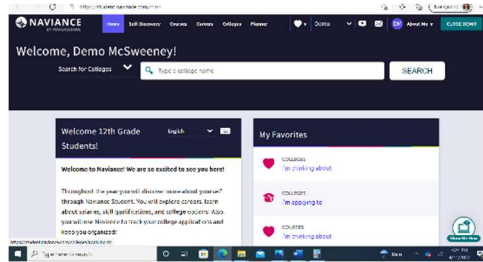
10th Grade: Personality Assessment, Resume, ACT Prep

11th Grade: Career Interest Profiler Assessment Identify 3 Favorite Careers, SuperMatch College Search Add 3 Favorite Colleges, Resume Builder, ACT Prep

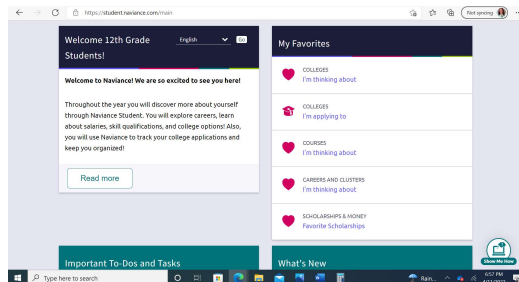
12th Grade: Apply to College, Apply for Scholarships. Resume Builder, ACT Prep



Step 7: Click the link to “Colleges I’m thinking about.” Type in a keyword to search for a college. You can click on the heart icon to “favorite” the colleges you think you might want to attend.

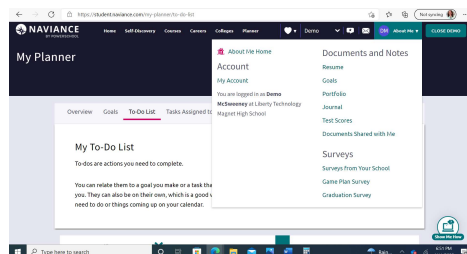


Step 8: Click the link to “Careers I am thinking about.” Once you have completed your “Career Cluster Finder” assessment, you will see careers that match your interests here.



Step 9: Use the About Me tab to access your:

1. Resume
2. Goals
3. Portfolio
4. Journal, and more



Step 10: You are off to a great start! Email your counselor if you have questions!

